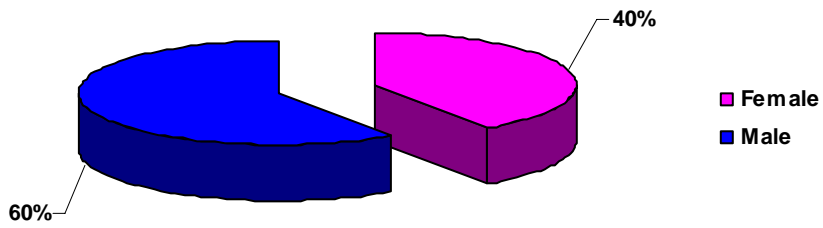
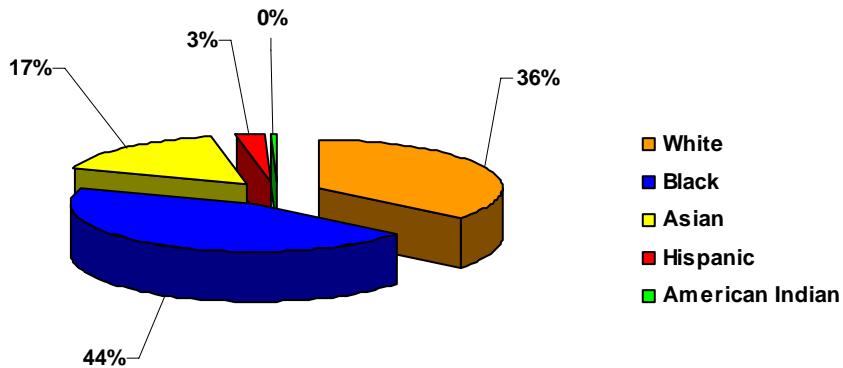


Fall 2007 Faculty Full-time By Gender



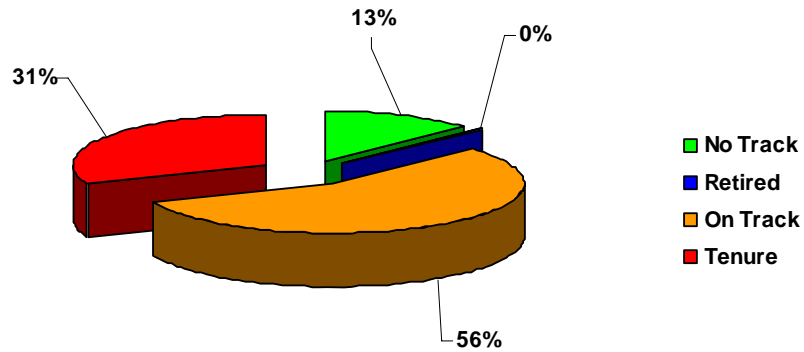
Gender	2007	Percentage
Female	95	40%
Male	140	60%
Total	235	100%

By Race



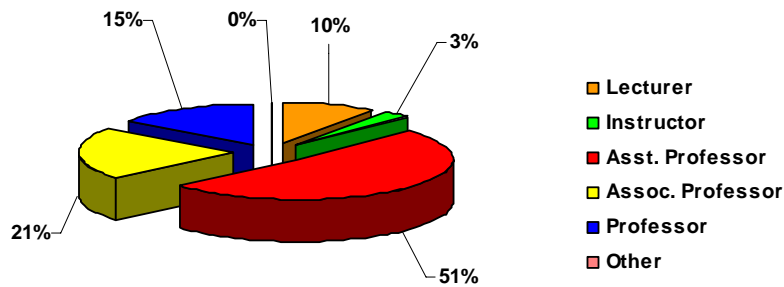
Race	2007	Percentage
White	84	36%
Black	105	44%
Asian	39	17%
Hispanic	6	3%
American Indian	1	0%
Total	235	100%

Fall 2007 Faculty Full-time By Tenure Status



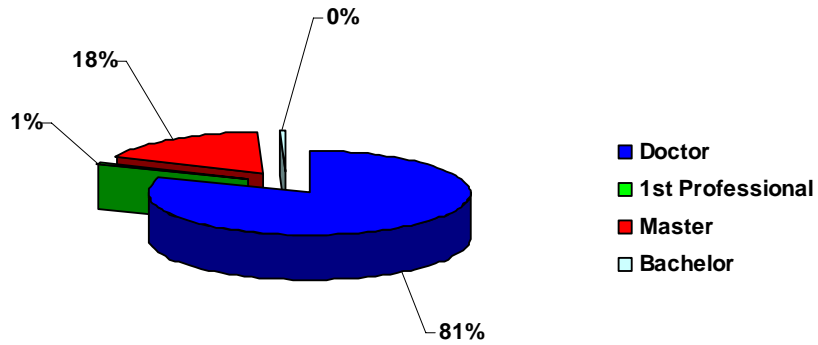
Status	2007	Percentage
No Track	30	13%
Retired	1	0%
On Track	131	56%
Tenure	73	31%
Total	235	100%

By Position



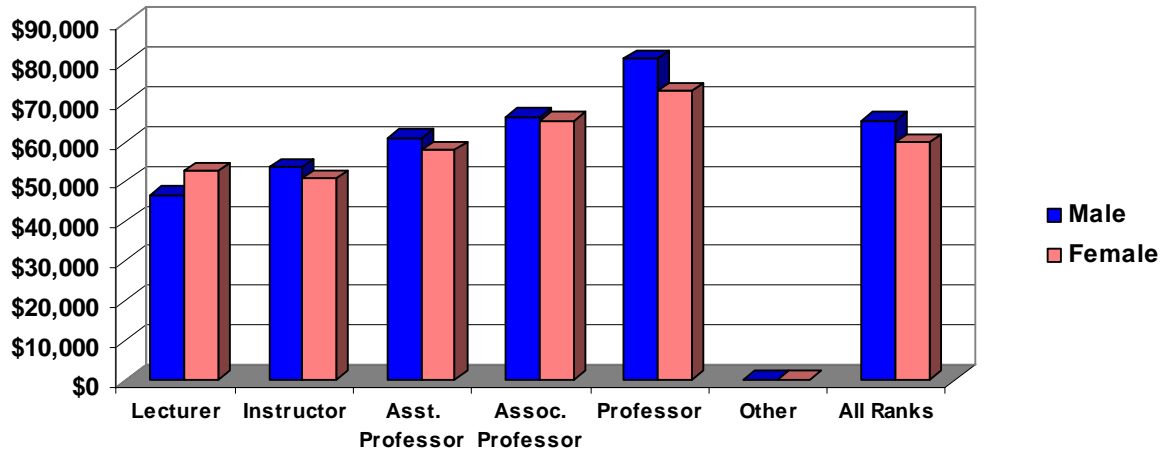
Position	2007	Percentage
Lecturer	23	10%
Instructor	7	3%
Asst. Professor	120	51%
Assoc. Professor	50	21%
Professor	35	15%
Other	0	0%
Total	235	100%

Fall 2007 Faculty Full-time By Degree



Degree	2007	Percentage
Doctor	190	81%
1 st Professional	2	1%
Master	42	18%
Bachelor	1	0%
Total	235	100%

Fall 2007 Faculty Full-time By Average Salary



Salary	Male	Female
Lecturer	\$46,747	\$52,672
Instructor	\$53,654	\$50,748
Asst. Professor	\$61,068	\$57,934
Assoc. Professor	\$66,430	\$65,388
Professor	\$81,037	\$72,884
Other	\$0	\$0
All Ranks	\$65,359	\$59,819